


Using Zoom

for Kindred's virtual Annual General Meeting

Participant Guide



www.kindredcu.com | info@kindredcu.com

**BANKING
WITH
PURPOSE**

Registering for Zoom in Four Simple Steps

1.Visit URL

https://kindredcu.zoom.us/webinar/register/WN_ejsVAIJMRiShnrhqM_YIUQ

The image to the right shows you what will appear.

2. Enter your information

Please consider entering your phone number even though it's not a mandatory field just in case we need to reach you to verify your membership.

3. Click 'Register'

Kindred Credit Union 59th Annual General Meeting

Topic Kindred's 59th Annual General Meeting

Time Apr 12, 2023 07:00 PM in [Eastern Time \(US and Canada\)](#)

* Required information

First Name *

Last Name *

Email Address *

Confirm Email Address *

Phone

Home Postal Code *

What is your home branch? *

- ☐ Aylmer
- ☒ Elmira
- ☐ Kitchener
- ☐ Leamington
- ☐ Milverton
- ☐ Mount Forest
- ☐ New Hamburg
- ☐ Waterloo
- ☐ I don't know
- ☐ I'm a guest

Information you provide when registering will be shared with the account owner and host and can be used and shared by them in accordance with their Terms and Privacy Policy.

Register


Your registration is complete!

Next steps

You will then receive an email confirmation with the meeting details. Remember to keep it handy or copy it into your calendar, as you'll need this to join our meeting on April 12.

It will look something like the image to the right. Notice that the link to join the meeting is in this confirmation.

NOTE: Please do not use the 'join via audio' option. You must login on your computer, then you may join audio using the, Meeting ID and your Participant ID within the Zoom meeting in order to ask questions and vote.



Inspiring
Resilient
Communities
Join us for our 59th Annual General Meeting

Hi Linda Miller,

Thank you for registering for Kindred's 59th Annual General Meeting. You can find information about this webinar below:

Kindred's 59th Annual General Meeting

Date & Time	April 12, 2023 07:00 PM Eastern Time (US and Canada)
Webinar ID	868 9366 4682
Passcode	075993

Add to: [Outlook Calendar \(ICS\)](#) [Yahoo Calendar](#)

You can [cancel](#) your registration at any time.

Please submit any questions to: marketing@kindredcu.com

Thank you!

WAYS TO JOIN THIS WEBINAR

Join from PC, Mac, iPad, or Android

[Join Webinar](#)

If the button above does not work, paste this into your browser:
https://webinars.kindredcu.com/join/86893664682?162020X1Y1u0u2p0u0q8_1336z7u0M0x0r48v0r020M_D0MAAAAAU0002p0z0u0ZVY1U0u0M4VZ20r182n249P8AAAAUAAAAAAAAAAAAAAAAAAAAAA

To keep this webinar secure, do not share this link publicly.

Join via audio

Canada: +14388097799_86893664682w_+15873281099_86893664682w_~075993w

Or, dial: Canada: +1 438 809 7799 or +1 587 328 1099 or +1 647 374 4685 or +1 647 558 0588 or +1 778 907 2071 or +1 780 666 0144 or +1 2
[More international numbers](#)

Webinar ID: 868 9366 4682

Passcode: 075993

Time to join the meeting

You can join the meeting up to 15 minutes prior to the start at 7:00 p.m. on April 12, 2022 and you will be placed into a waiting room.

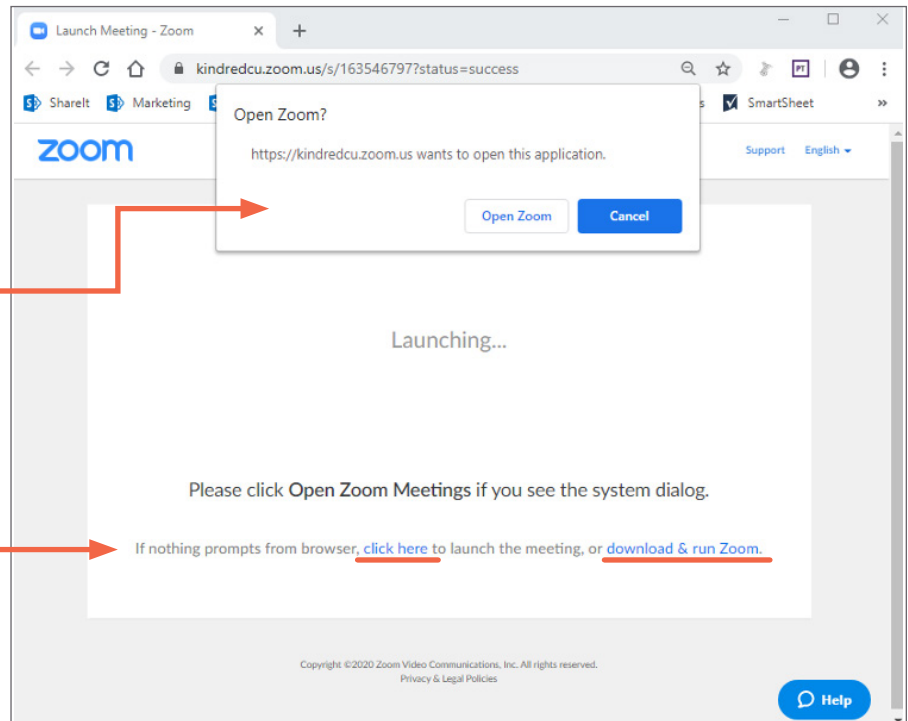
What you'll need:

A strong wifi connection and a desktop computer or laptop will give you the best experience. If using a tablet or smart phone, you may be required to download the Zoom app. The instructions below are for use of a desktop computer or laptop.

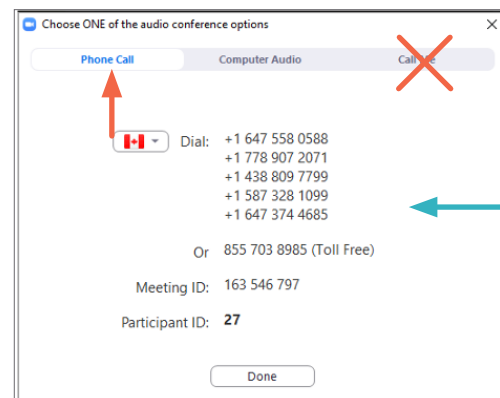
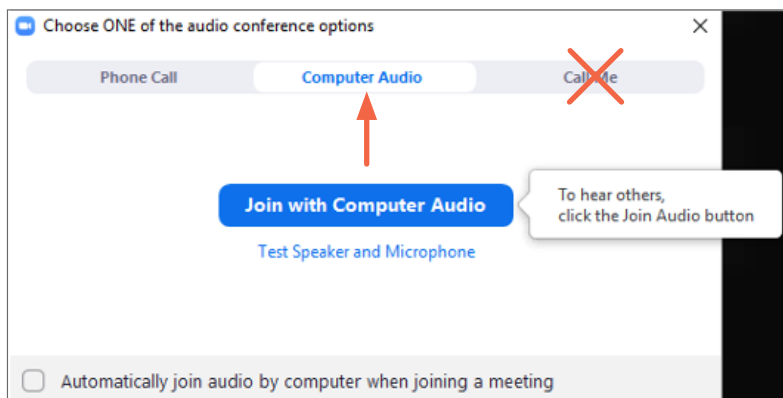
Here's how to join:

1. Click the link from your confirmation email to join. It will take you to the screen to the right.

Depending on your browser and security settings, this may function differently. It may begin when you click **'Open Zoom' or you may need to 'download & run Zoom'**. Follow the prompts.



2. When Zoom opens/runs you will need to select how you would like to hear the meeting. Either through the speakers on your computer or through your phone which is often clearer. Do not select 'Call Me' as we do not have that capability.

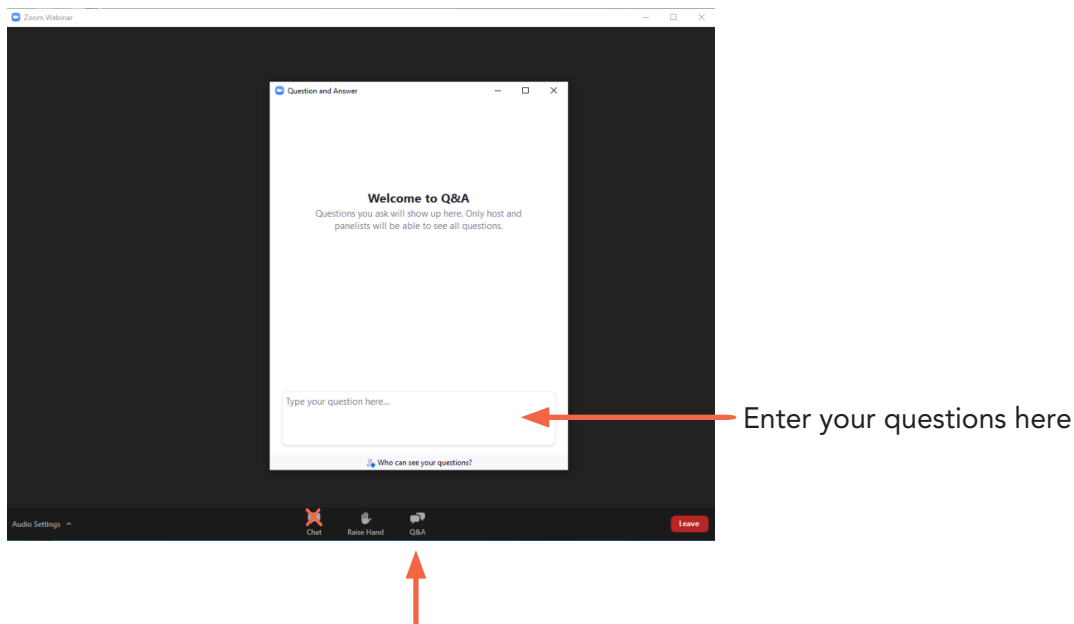


Call any number listed and Enter the information from your meeting when prompted, followed by #. The Meeting ID will be unique to our AGM meeting and your Participant ID will be unique to you to allow you to vote.

Now you're in the meeting! Additional meeting controls on next page...

Just a few more tips:

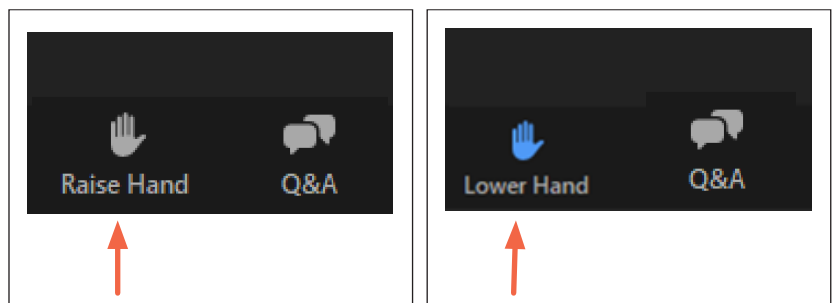
At the bottom of your screen, you will see some icons you'll need to participate. **You may need to hover over this area for it to display.**



During the meeting, there will be opportunity to ask questions. As all participants will be muted during the meeting, we request that you use the Q&A window to enter your questions. Chat will be disabled. Simply click on the 'Q&A' icon to open the window, type in your question and hit Enter/Return and your question will appear for the Panelists to view. Panelists will then answer questions at the appropriate time.

How to make or second a motion

When our speaker asks for a motion or second, simply click the '**Raise Hand**' button at the bottom of your screen. The Panelists will call out the name of the first person in order to record in the meeting minutes. We ask that you then click '**Lower Hand**' so you're ready for the next motion.



That's it!

Looking forward to 'seeing' you there.

NOTE: Unfortunately we are unable to provide technical support during the meeting. Please ensure you are familiar with Zoom prior to the meeting.